

CLINICAL DEVELOPMENT PROGRAM

The safety and efficacy of the agents for uses under investigation have not been established. Pipeline molecules may not receive regulatory approval and become commercially available for the uses being investigated. The information provided about new molecules being studied is for scientific information exchange purposes only with no commercial intent. For more information on our pipeline, please visit lillyloxooncologypipeline.com.

This document was commissioned by Lilly Medical and is intended to be used by HCPs for medical, scientific, and educational purposes.

LOXO@LILLY AIMS TO CREATE MEDICINES THAT MAKE LIFE BETTER FOR ALL THOSE AFFECTED BY CANCER AROUND THE WORLD.

Bringing together the focus and spirit of a biotech with the scale, resources, and heritage of Lilly, our team is focused on rapidly delivering impactful new medicines for people with cancer. Our approach centers on creating oncology medicines that show early signs of clinical activity and will matter to patients.

To learn more about Loxo@Lilly's commitment to people with cancer, please visit [LillyLoxoOncologyPipeline.com](https://www.LillyLoxoOncologyPipeline.com).

The safety and efficacy of the agents for uses under investigation have not been established. Pipeline molecules may not receive regulatory approval and become commercially available for the uses being investigated. The information provided about new molecules being studied is for scientific information exchange purposes only with no commercial intent. For more information on our pipeline, please visit [lillyloxooncologypipeline.com](https://www.lillyloxooncologypipeline.com).

This document was commissioned by Lilly Medical and is intended to be used by HCPs for medical, scientific, and educational purposes.



Loxo@Lilly is committed to the development of patient-tailored therapeutics that integrate disease and target biology with drug characteristics in order to optimize treatments for patients. Our multidisciplinary approach allows for the translation of molecular and cellular discoveries into clinically meaningful outcomes. Key to this approach is Lilly's extensive and growing catalog of biomarkers.

Loxo@Lilly is dedicated to developing and delivering innovative new medicines that will make a meaningful difference to cancer patients. Building on our work in cancer treatment, we are developing new medicines as fast as possible to help people living with cancer fight their disease. For us, this means putting an intense focus on the latest scientific advances and collaborating with doctors, other researchers, advocates, and payers to ensure our medicines bring value to people living with cancer.

The safety and efficacy of the agents for uses under investigation have not been established. Pipeline molecules may not receive regulatory approval and become commercially available for the uses being investigated. The information provided about new molecules being studied is for scientific information exchange purposes only with no commercial intent. For more information on our pipeline, please visit lillyloxooncologypipeline.com.

This document was commissioned by Lilly Medical and is intended to be used by HCPs for medical, scientific, and educational purposes.








CLINICAL DEVELOPMENT PIPELINE

PHASE 3





BTK INHIBITOR

PIRTOBRUTINIB

-  BRUIN CLL-321, NCT04666038
CLL/SLL
-  BRUIN MCL-321, NCT04662255
MCL
-  BRUIN CLL-322, NCT04965493
CLL/SLL
-  BRUIN CLL-313, NCT05023980
CLL/SLL
-  BRUIN CLL-314, NCT05254743
CLL/SLL


CDK4/6 INHIBITOR

ABEMACICLIB

-  MONARCH 2, NCT02107703
Breast Cancer
-  MONARCH 3, NCT02246621
Breast Cancer
-  monarchE, NCT03155997
Breast Cancer
-  postMONARCH, NCT05169567
Breast Cancer




KRAS G12C INHIBITOR

OLOMORASIB

-  SUNRAY-01, NCT06119581
NSCLC



RET INHIBITOR

SELPERCATINIB

-  LIBRETTO-531, NCT04211337
MTC
-  LIBRETTO-431, NCT04194944
NSCLC
-  LIBRETTO-432, NCT04819100
NSCLC


SELECTIVE ER DEGRADER

IMLUNESTRANT











-  EMBER-3, NCT04975308
Breast Cancer
-  EMBER-4, NCT05514054
Breast Cancer

VEGF RECEPTOR-2 ANTAGONIST

RAMUCIRUMAB

-  RELAY, NCT02411448
NSCLC

CANCER TYPE KEY

- | | |
|---|--|
|  Breast |  Lung |
|  Gastrointestinal |  Neurologic |
|  Genitourinary |  Other Solid Tumors |
|  Gynecologic |  Sarcoma |
|  Hematologic |  Thyroid |

The safety and efficacy of the agents for uses under investigation have not been established. Pipeline molecules may not receive regulatory approval and become commercially available for the uses being investigated. The information provided about new molecules being studied is for scientific information exchange purposes only with no commercial intent. For more information on our pipeline, please visit lillyoxooncologypipeline.com.

This document was commissioned by Lilly Medical and is intended to be used by HCPs for medical, scientific, and educational purposes.

LOXO @Lilly

CLINICAL DEVELOPMENT PIPELINE (cont.)

PHASE 2


BTK INHIBITOR

PIRTOBRUTINIB

 BRUIN, NCT03740529
CLL/SLL or NHL

KRAS G12C INHIBITOR

OLOMORASIB

 NCT04956640*
NSCLC, CRC, or
Other Solid Tumors


VEGF RECEPTOR-2 ANTAGONIST

RAMUCIRUMAB

 CAMPFIRE, NCT04145349
Pediatric Cancer

CDK4/6 INHIBITOR


ABEMACICLIB


 NCT04238819
Pediatric Cancer or
Other Solid Tumors

 CAMPFIRE, NCT05440786
Sarcoma

RET INHIBITOR

SELPERCATINIB


 LIBRETTO-001, NCT03157128
NSCLC, MTC, PTC, or
Other Solid Tumors


 LIBRETTO-121, NCT03899792
Pediatric Cancer or
Other Solid Tumors

CANCER TYPE KEY

 Breast

 Lung


 Gastrointestinal

 Neurologic

 Genitourinary

 Other Solid Tumors

 Gynecologic

 Sarcoma

 Hematologic

 Thyroid

* This clinical trial is being conducted with one or more additional investigational molecules in the pipeline.

The safety and efficacy of the agents for uses under investigation have not been established. Pipeline molecules may not receive regulatory approval and become commercially available for the uses being investigated. The information provided about new molecules being studied is for scientific information exchange purposes only with no commercial intent. For more information on our pipeline, please visit lillyloxooncologypipeline.com.

This document was commissioned by Lilly Medical and is intended to be used by HCPs for medical, scientific, and educational purposes.



LOXO @Lilly

CLINICAL DEVELOPMENT PIPELINE (cont.)

PHASE 1



FGFR3 INHIBITOR

LOXO-435

 NCT05614739
 Urothelial Cancer or
Other Solid Tumors

PI3K α INHIBITOR

LOXO-783

 PIKASSO-01, NCT05307705
 Breast Cancer or
Other Solid Tumors

SELECTIVE ER DEGRADER

IMLUNESTRANT

 EMBER, NCT04188548*
 Breast Cancer or Endometrial Cancer

CANCER TYPE KEY



Breast



Lung



Gastrointestinal



Neurologic



Genitourinary



Other Solid Tumors



Gynecologic



Sarcoma



Hematologic



Thyroid

* This clinical trial is being conducted with one or more additional investigational molecules in the pipeline.

The safety and efficacy of the agents for uses under investigation have not been established. Pipeline molecules may not receive regulatory approval and become commercially available for the uses being investigated. The information provided about new molecules being studied is for scientific information exchange purposes only with no commercial intent. For more information on our pipeline, please visit lillyloxooncologypipeline.com.

This document was commissioned by Lilly Medical and is intended to be used by HCPs for medical, scientific, and educational purposes.

LOXO@Lilly

MOLECULES IN CLINICAL DEVELOPMENT

BTK INHIBITOR | PIRTOBRUTINIB

Bruton's tyrosine kinase (BTK) is critical for the propagation of B-cell receptor signaling and is upregulated in many B-cell malignancies as compared with normal B cells. BTK inhibition, both in vitro and in vivo, decreases proliferation and survival signals.¹

Pirtobrutinib is an investigational, oral, highly selective (in preclinical studies, over 300-fold more selective for BTK vs 98% of 370 non-BTK-kinases), non-covalent (reversible) BTK inhibitor.^{2,3} It possesses nanomolar potency independent of BTK C481 status in enzyme and cell-based assays.²⁻⁴ Pirtobrutinib has been shown in preclinical studies to reversibly bind BTK, have high target coverage regardless of BTK turnover rate, preserve activity in the presence of the C481 acquired resistance mutations, and predominantly avoid off-target kinases.²



PIRTOBRUTINIB is being investigated in clinical trials in patients with chronic lymphocytic leukemia/small lymphocytic lymphoma, mantle cell lymphoma, and non-Hodgkin's lymphoma.

CDK4/6 INHIBITOR | ABEMACICLIB

Many human tumors acquire alterations which can lead to the activation of cyclin-dependent kinases (CDKs). These alterations include mutations that directly activate CDK4/6 gene amplifications, which increase expression of various protein activators such as D-type cyclins; as well as genetic losses, which reduce expression of protein inhibitors such as p16. These various mechanisms as well as loss of retinoblastoma (Rb) can lead to an enhanced proliferative potential by decreasing dependency on external growth factors and mitogenic signaling pathways, which are required to stimulate growth under normal conditions.^{5,6}

Abemaciclib has been shown in vitro to be a selective ATP-competitive inhibitor of CDK4/6 kinase activity that prevents the phosphorylation and subsequent inactivation of the Rb tumor suppressor protein, thereby inducing G1 cell-cycle arrest and inhibition of cell proliferation.^{7,8}



ABEMACICLIB is being investigated in clinical trials in patients with breast cancer, non-small cell lung cancer, pediatric cancers, or sarcoma.

The safety and efficacy of the agents for uses under investigation have not been established. Pipeline molecules may not receive regulatory approval and become commercially available for the uses being investigated. The information provided about new molecules being studied is for scientific information exchange purposes only with no commercial intent. For more information on our pipeline, please visit lillyoxooncologypipeline.com.

This document was commissioned by Lilly Medical and is intended to be used by HCPs for medical, scientific, and educational purposes.

LOXO @Lilly

MOLECULES IN CLINICAL DEVELOPMENT (cont.)

FGFR3 INHIBITOR | LOXO-435

Fibroblast growth factor (FGF) receptor 3 (FGFR3) is a member of the highly conserved FGFR family of transmembrane receptors.⁹⁻¹¹ There are four FGF receptors, FGFR1-4, that each consist of an extracellular ligand-binding domain, transmembrane domain, and an intracellular tyrosine kinase domain.^{10,11} Receptor dimerization induced upon binding of the extracellular domain with a high-affinity member of the FGF family of ligands leads to phosphorylation of the intracellular domain and phospholipase C γ , PI3K-AKT, RAS-MAPK-ERK, and STAT pathways activation, playing a critical role in several biological and developmental processes.^{9,11,12} FGFR3 aberrations act as oncogenes across tumor types and have been identified in 15% to 20% of advanced urothelial bladder cancers, ~15% of uterine carcinosarcomas, ~5% of endometrial cancers, and less frequently (<5%) in other solid tumor malignancies.^{10,11,13,14} Activating FGFR3 alterations are diverse and include point mutations, fusions, amplifications, and overexpression.⁹⁻¹² Dysregulation of FGFR3 promotes oncogenesis and tumor cell proliferation, migration, and survival.^{9-12,15} Inhibition of oncogenic FGFR3 shows clinical benefit in patients with advanced urothelial cancer.^{14,16}

LOXO-435 is an isoform-selective FGFR3 inhibitor that has shown antitumor activity across FGFR3-mutant in vivo preclinical models, with preserved potency against FGFR3 gatekeeper resistance mutants.¹⁴ LOXO-435 spares FGFR1 and FGFR2 in preclinical in vivo models.¹⁴



LOXO-435 is being investigated in an open-label, multicenter, phase 1a/b study in patients with FGFR3-altered advanced urothelial carcinoma and other solid tumors.

The safety and efficacy of the agents for uses under investigation have not been established. Pipeline molecules may not receive regulatory approval and become commercially available for the uses being investigated. The information provided about new molecules being studied is for scientific information exchange purposes only with no commercial intent. For more information on our pipeline, please visit [lillyloxooncologypipeline.com](https://www.lillyloxooncologypipeline.com).

This document was commissioned by Lilly Medical and is intended to be used by HCPs for medical, scientific, and educational purposes.

LOXO @Lilly

MOLECULES IN CLINICAL DEVELOPMENT (cont.)

KRAS G12C INHIBITOR | OLOMORASIB

KRAS is the most common oncogene across all tumor types. *KRAS G12C* represents a *KRAS* mutation in patients with non-small cell lung cancer (14%), colorectal cancer (3%), and other solid tumors (1%-3%).¹⁷

Olomorasib is a selective covalent inhibitor of *KRAS G12C*; in preclinical models, it shows activity as monotherapy and in combination with other anticancer therapies. It has pharmacokinetic properties supporting its advancement into clinical testing. Olomorasib has been shown *in vitro* to target the *KRAS G12C* mutation, thereby inhibiting mutant *KRAS*-dependent signaling.¹⁸



OLOMORASIB is being studied in a clinical trial in patients with non-small cell lung cancer, colorectal cancer, or other solid tumors.

PI3K α INHIBITOR | LOXO-783

Phosphoinositide 3-kinase alpha (PI3K α) H1047R mutations are activating oncogenic events that occur in ~15% of breast cancers and less commonly in other cancers.¹⁹

LOXO-783 is a potent, highly mutant-selective, brain-penetrant, allosteric small molecule PI3K α H1047R inhibitor.¹⁹



LOXO-783 is being investigated in an open-label, multicenter, phase 1a/1b study in patients with *PIK3CA* H1047R-mutant advanced breast cancer and other solid tumors.

The safety and efficacy of the agents for uses under investigation have not been established. Pipeline molecules may not receive regulatory approval and become commercially available for the uses being investigated. The information provided about new molecules being studied is for scientific information exchange purposes only with no commercial intent. For more information on our pipeline, please visit lillyloxooncologypipeline.com.

This document was commissioned by Lilly Medical and is intended to be used by HCPs for medical, scientific, and educational purposes.



MOLECULES IN CLINICAL DEVELOPMENT (cont.)

RET INHIBITOR | SELPERCATINIB

Rearranged during transfection (*RET*) fusions have been identified in approximately 2% of non-small cell lung cancer,^{20,21} approximately 10% of papillary thyroid cancer,^{22,23} and less than 1% in other solid tumors including pancreatic and colorectal cancer.²⁴⁻²⁶ *RET* point mutations account for approximately 60% of medullary thyroid cancer.²⁷⁻²⁹ Cancers that harbor activating *RET* fusions or *RET* mutations depend primarily on this single constitutively activated kinase for their proliferation and survival. This dependency renders such tumors highly susceptible to small-molecule inhibitors targeting *RET*.

Selpercatinib is a selective, potent, CNS-active small-molecule inhibitor of *RET*. Selpercatinib possesses nanomolar potency against diverse *RET* alterations, including *RET* fusions, activating *RET* point mutations, and acquired resistance mutations. Selpercatinib has been shown in vitro and in vivo to exhibit specificity for *RET*, with limited activity against other tyrosine kinases.^{30,31}



SELPERCATINIB is being investigated in clinical trials in patients with *RET*-associated medullary thyroid cancer, non-small cell lung cancer, papillary thyroid carcinoma, pediatric cancers, and other solid tumors.

SELECTIVE ER DEGRADER | IMLUNESTRANT

Estrogen signaling plays an important role in organ development and growth. In certain cancers, abnormal estrogen signaling via the estrogen receptor is a component of tumor growth.³² Disruption of estrogen signaling by selective estrogen receptor degraders (SERDs) is one of the treatment options for patients with estrogen-receptor-positive (ER+) cancers.

Imlunestrant is an orally available SERD that suppresses estrogen signaling and subsequently inhibits cell proliferation in ER-expressing tumor models.^{33,34}



IMLUNESTRANT is being investigated in clinical trials in patients with ER+ breast cancer or endometrial cancer.

The safety and efficacy of the agents for uses under investigation have not been established. Pipeline molecules may not receive regulatory approval and become commercially available for the uses being investigated. The information provided about new molecules being studied is for scientific information exchange purposes only with no commercial intent. For more information on our pipeline, please visit lillyloxooncologypipeline.com.

This document was commissioned by Lilly Medical and is intended to be used by HCPs for medical, scientific, and educational purposes.

LOXO @Lilly

MOLECULES IN CLINICAL DEVELOPMENT (cont.)

VEGF RECEPTOR-2 ANTAGONIST | RAMUCIRUMAB

Angiogenesis is a tightly regulated, multiple-step process, which results in the formation of new blood vessels from preexisting vasculature and is an important component in the development and progression of malignant disease. Signaling by vascular endothelial growth factor (VEGF) receptor-2 in endothelial cells plays a role in inducing normal and pathologic angiogenesis and is activated by binding of ligands VEGF-A, VEGF-C, and VEGF-D.³⁵⁻³⁷

Ramucirumab is a human IgG1 monoclonal antibody receptor antagonist that has been shown in vitro to bind to and block the activation of VEGF receptor-2 by preventing the binding of VEGF receptor ligands VEGF-A, VEGF-C, and VEGF-D.^{38,39}



RAMUCIRUMAB is being investigated in clinical trials in patients with non-small cell lung cancer or pediatric sarcoma.

The safety and efficacy of the agents for uses under investigation have not been established. Pipeline molecules may not receive regulatory approval and become commercially available for the uses being investigated. The information provided about new molecules being studied is for scientific information exchange purposes only with no commercial intent. For more information on our pipeline, please visit lillyloxooncologypipeline.com.

This document was commissioned by Lilly Medical and is intended to be used by HCPs for medical, scientific, and educational purposes.



REFERENCES

1. Woyach JA, et al. *J Clin Oncol*. 2017;35(13):1437-1443.
2. Mato AR, et al. *Lancet*. 2021;397(10277):892-901.
3. Brandhuber B, et al. *Clin Lymphoma Myeloma Leuk*. 2018;18:S216.
4. Gomez EB, et al. *Blood*. 2019;134(suppl 1):4644.
5. Kim JK, Diehl JA. *J Cell Physiol*. 2009;220(2):292-296.
6. Choi YJ, Anders L. *Oncogene*. 2014;33(15):1890-1903.
7. Dempsey JA, et al. AACR Annual Meeting; April 6-10, 2013; Washington, DC. Abstract LB122.
8. Gelbert LM, et al. *Invest New Drugs*. 2014;32(5):825-837.
9. Chen L, et al. *J Exp Clin Cancer Res*. 2021;40(1):345.
10. Krook MA, et al. *Br J Cancer*. 2021;124(5):880-892.
11. Katoh M. *Nat Rev Clin Oncol*. 2019;16(2):105-122.
12. Glaser AP, et al. *Nat Rev Urol*. 2017;14(4):215-229.
13. Helsten T, et al. *Clin Cancer Res*. 2016;22(1):259-267.
14. Ballard JA, et al. *Mol Cancer Ther*. 2021;20(12_Suppl):P141.
15. Haugsten EM, et al. *Mol Cancer Res*. 2010;8(11):1439-1452.
16. Loriot Y, et al. *N Engl J Med*. 2019;381(4):338-348.
17. Ji J, et al. *Onco Targets Ther*. 2022;15:747-756.
18. Peng SB, et al. *Cancer Res*. 2021;81(suppl 13):1259.
19. Klippel A, et al. Preclinical characterization of LOXO-783 (LOX-22783), a highly potent, mutant-selective, and brain-penetrant allosteric PI3Kα H1047R inhibitor. Presented at AACR-NCI-EORTC Virtual Meeting 2021; October 7, 2021.
20. Lipson D, et al. *Nat Med*. 2012;18(3):382-384.
21. Takeuchi K, et al. *Nat Med*. 2012;18(3):378-381.
22. Drilon A, et al. *Nat Rev Clin Oncol*. 2018;15(3):151-167.
23. Parimi V, et al. *NPJ Precis Oncol*. 2023;7(1):10.
24. Yang SR, et al. *Clin Cancer Res*. 2021;27(5):1316-1328.
25. Kohno T, et al. *Carcinogenesis*. 2020;41(2):123-129.
26. Li AY, et al. *Cancer Treat Rev*. 2019;81:101911.
27. Hofstra RM, et al. *Nature*. 1994;367(6461):375-376.

The safety and efficacy of the agents for uses under investigation have not been established. Pipeline molecules may not receive regulatory approval and become commercially available for the uses being investigated. The information provided about new molecules being studied is for scientific information exchange purposes only with no commercial intent. For more information on our pipeline, please visit lillyloxooncologypipeline.com.

This document was commissioned by Lilly Medical and is intended to be used by HCPs for medical, scientific, and educational purposes.



REFERENCES (cont.)

28. Agrawal N, et al. *J Clin Endocrinol Metab.* 2013;98(2):E364-E369.
29. Taccaliti A, et al. *Curr Genomics.* 2011;12(8):618-625.
30. Subbiah V, et al. *Ann Oncol.* 2018;29:1869-1876.
31. Drilon A, et al. LIBRETTO-001: A phase 1 study of LOXO-292, a potent and highly selective RET inhibitor, in patients with *RET*-altered cancers. Presented at: ASCO Annual Meeting; June 1-5, 2018; Chicago, IL.
32. Lee HR, et al. *Int J Mol Med.* 2012;29:883-890.
33. Bhagwat SV, et al. *Cancer Res.* 2021;81(13_Suppl):1236.
34. VandeKopple M, et al. ESMO Breast Cancer Annual Congress; May 11-13, 2023; Berlin, Germany. Abstract 41P.
35. Adams RH, Alitalo K. *Nat Rev Mol Cell Biol.* 2007;8(6):464-478.
36. Hicklin DJ, Ellis LM. *J Clin Oncol.* 2005;23(5):1011-1027.
37. Olsson AK, et al. *Nat Rev Mol Cell Biol.* 2006;7(5):359-371.
38. Lu D, et al. *J Biol Chem.* 2003;278(44):43496-43507.
39. Zhu Z, et al. *Leukemia.* 2003;17(3):604-611.

The safety and efficacy of the agents for uses under investigation have not been established. Pipeline molecules may not receive regulatory approval and become commercially available for the uses being investigated. The information provided about new molecules being studied is for scientific information exchange purposes only with no commercial intent. For more information on our pipeline, please visit lillyoxooncologypipeline.com.

This document was commissioned by Lilly Medical and is intended to be used by HCPs for medical, scientific, and educational purposes.





To learn more about Loxo@Lilly's commitment to cancer research, please visit [LillyLoxoOncologyPipeline.com](https://www.LillyLoxoOncologyPipeline.com).

The safety and efficacy of the agents for uses under investigation have not been established. Pipeline molecules may not receive regulatory approval and become commercially available for the uses being investigated. The information provided about new molecules being studied is for scientific information exchange purposes only with no commercial intent. For more information on our pipeline, please visit [lillyloxooncologypipeline.com](https://www.lillyloxooncologypipeline.com).

This document was commissioned by Lilly Medical and is intended to be used by HCPs for medical, scientific, and educational purposes.

Pipeline information is current through May 6, 2024.

VV-OTHR-US-DEL-2698 05/2024 © 2024 Lilly USA, LLC. All rights reserved.